

Statewide Socio-Demographic Characteristics

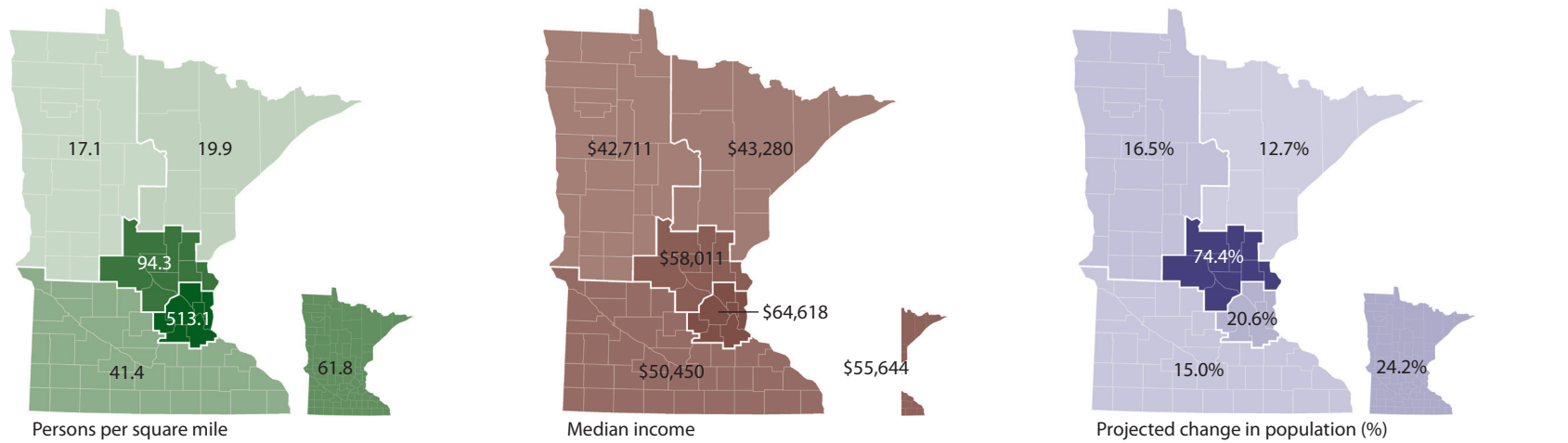
Authors: Mae Davenport, Ingrid Schneider, Andrew Oftedal, & Cindy Zerger

Statewide Socio-Demographic Characteristics

- // More than half of the state's population is in the Metro Area.
- // The Central and Metro Regions have a larger percentage of young people (younger than 18) than other parts of the state and a smaller percentage of older (65 or older) people.
- // The Metro Area has the highest proportion of non-white residents—although most American Indians live in the northern part of the state.
- // The Central region will see the most significant population change by 2035, followed distantly by the Metro region.

While Minnesota has primarily a rural landscape, 54% of residents live in the Twin Cities Metropolitan Area (Minnesota State Demographic Center 2009 estimate). Not surprisingly, the Metro Region's population density is higher than other regions in the state, and almost 30 times that of the Northwest Region (Figure 1). Residents of the South, Central, and Metro Regions have a higher median income than those in the Northwest and Northeast. The Central and Metro Regions are anticipated to have the greatest population growth between 2005 and 2035 (Figure 1).

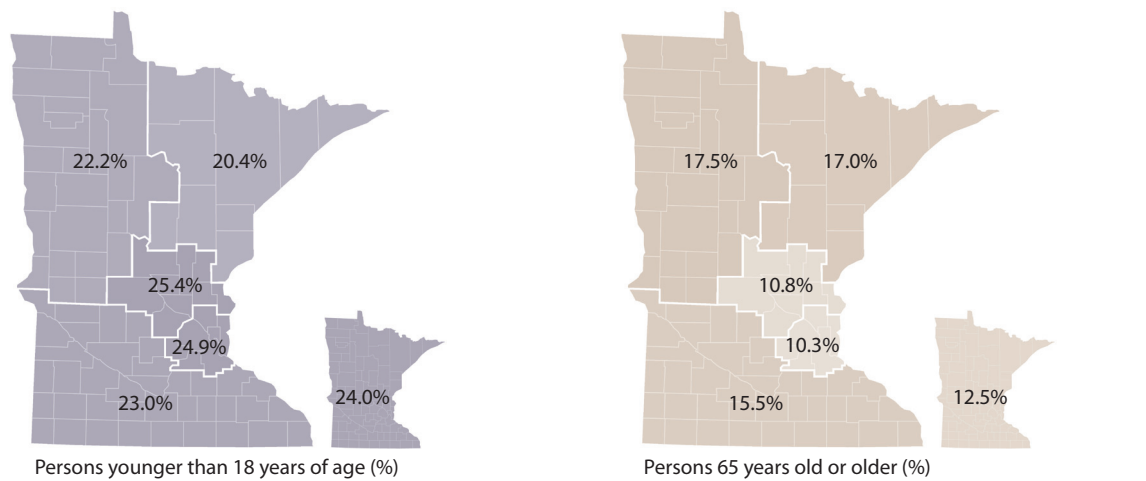
Figure 1 // Population density, median income, and change in population regionally and statewide



Note: U.S. Census Data (population density (2000), median income (2008), change in population (2009))

The more densely populated Central and Metro Regions have a slightly higher proportion of residents under the age of 18 (Figure 2). The regional differences in age composition are more striking when comparing residents 65 years of age or older. About one-tenth of those living in the Central and Metro Regions are age 65 or older; but 15-17% of those in the northern and southern areas of the state are in that age bracket.

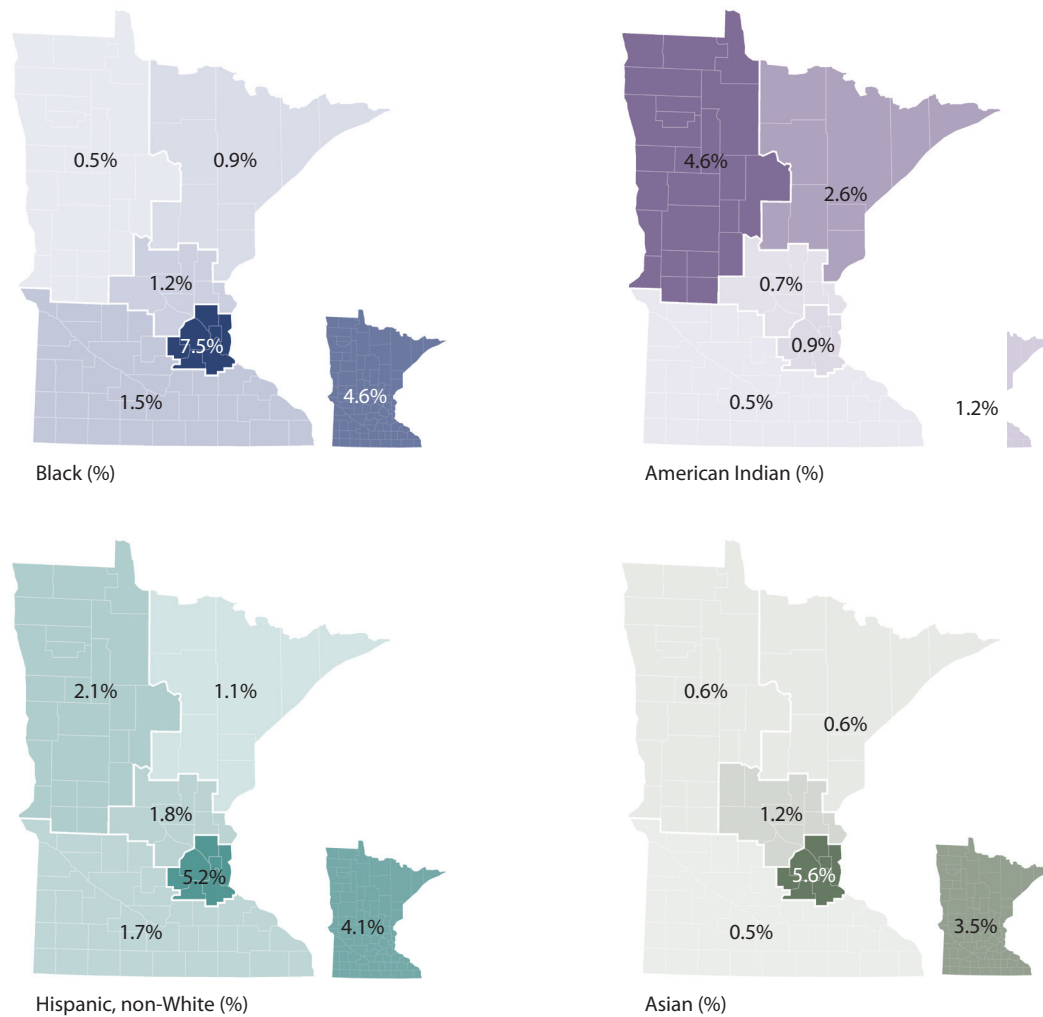
Figure 2 // Percent of population by age group, regional and statewide



The Metro Region is home to the majority of Minnesota's racial and ethnic minorities (Figure 3). Overall, Minnesota's Black residents, Hispanic non-white residents, and Asian residents reside primarily in the Metro region. In

contrast, the two northern regions of the state are home to the majority of American Indian residents.

Figure 3 // Percentage of population of select race and ethnic groups, regionally and statewide



Note: U.S. Census Data (2008)

